



- ◆ Watts: 250W / 500W / 750W / 1000W;
- ◆ High light efficiency. It can replace high-power lighting fixtures in different stadiums.
- ◆ The hood can control light leakage and light pollution;
- ◆ The polarized lens can control the glare and make people on sports field feel more comfortable.
- ◆ The detachable design between lamp body and driver box is convenient for customer to maintain.
- ◆ Modular design can be assembled to different watts in order to meet different lighting needs.
- ◆ For easily installation, bent bracket is designed and it can rotate & adjust by locking a screw.
- ◆ For safety, lightning protection devices can be made and anti-lifting chain is available.

Application :

LED Sports Lights are widely used in schools, airports, ports, docks, sports facilities, stadiums, communities, stadium buildings, squares, high-speed high-pole lights, and large-scale outdoor facilities.

LED Sports Lights-GK

www.ledgm.com

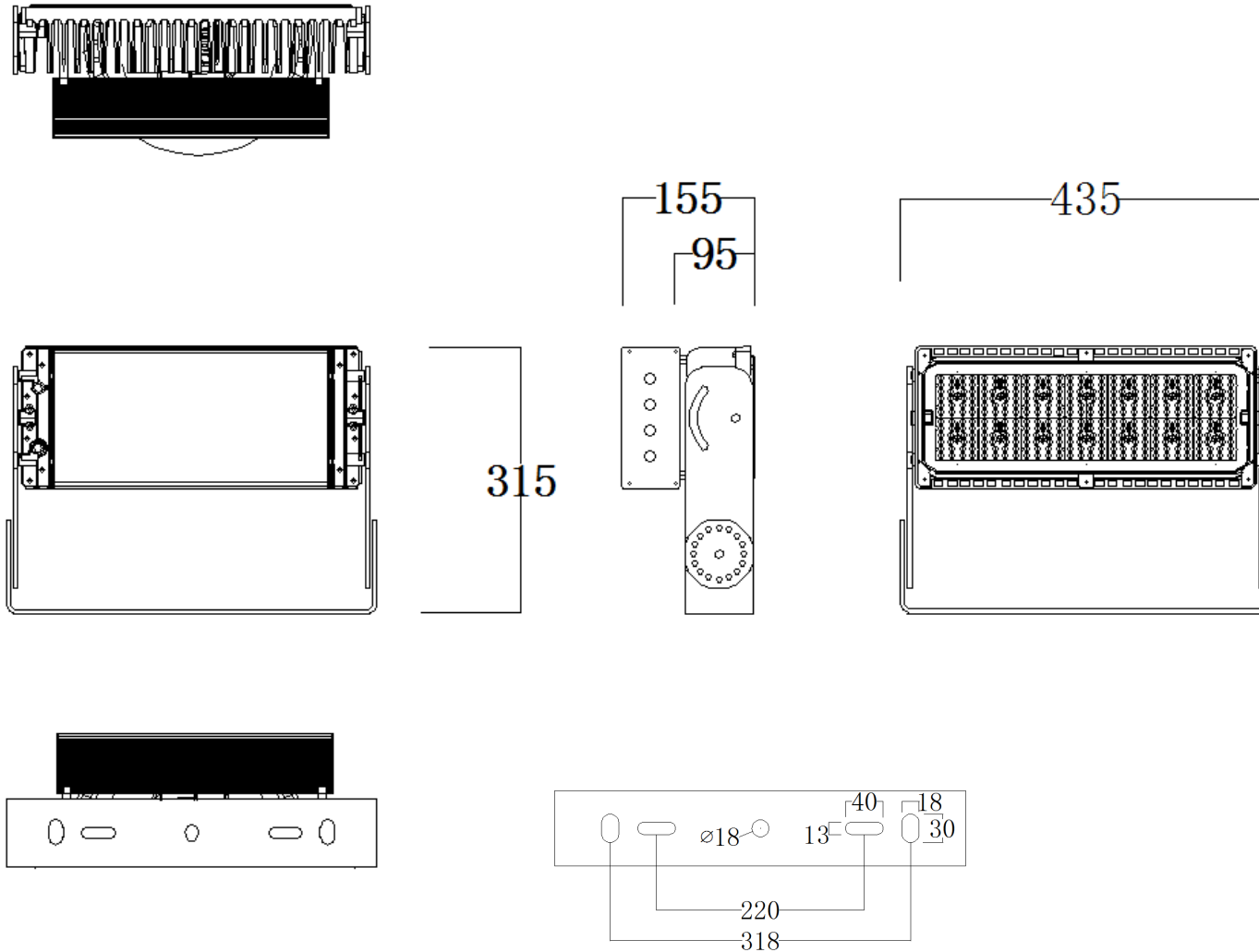
Address: 12F, An Tai He Industrial Building, NO. 2 Fu Rong Seven Street,
Fu Rong Industrial Park, Xin Qiao Village, Sha Jing Town, Bao'an District,
Shenzhen, 518104, China.

Shenzhen GangMing OPTO CO., LTD

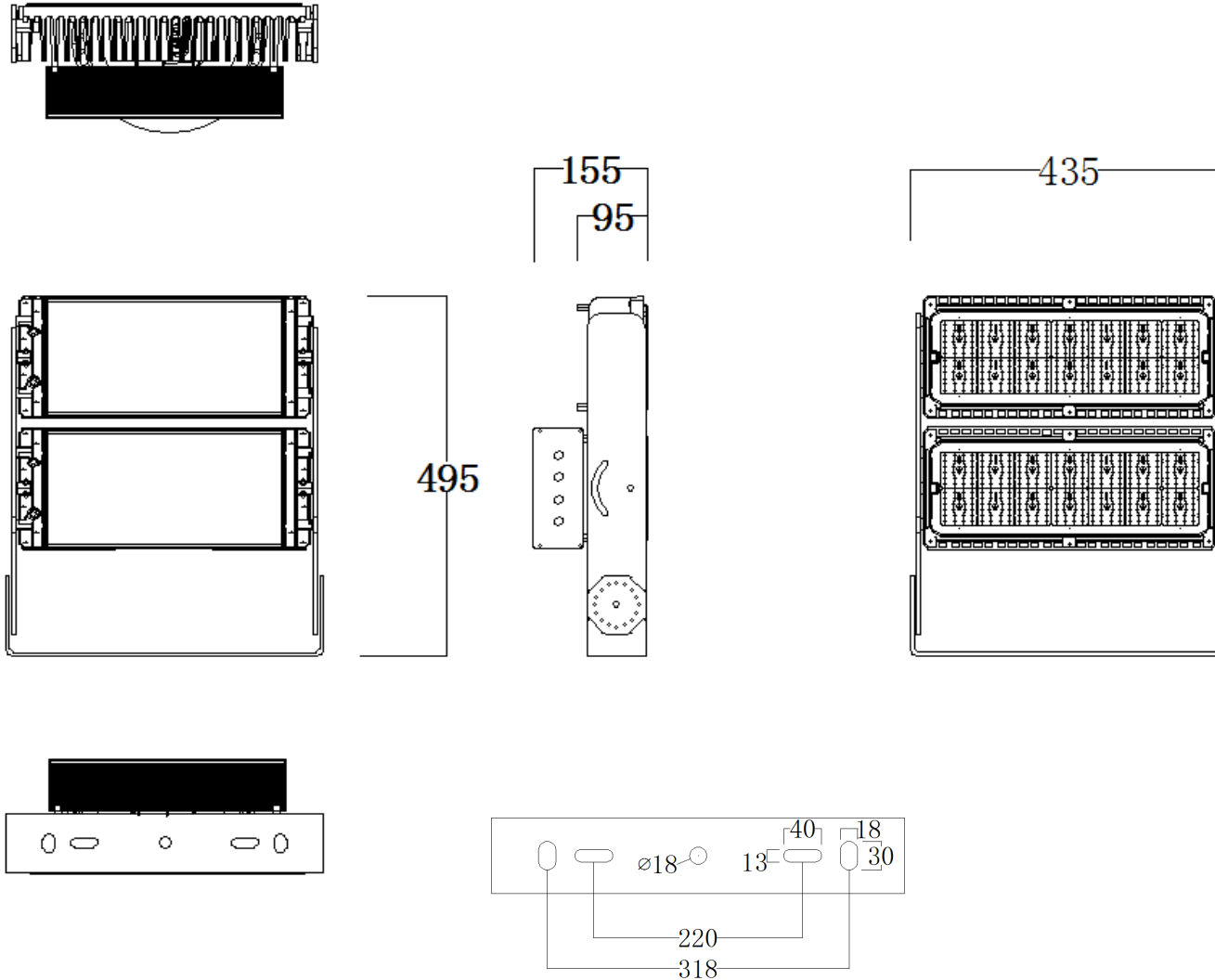
www.ledgm.com

Model NO.	GM-TL250W-GK	GM-TL500W-GK	GM-TL750W-GK	GM-TL1000W-GK
Input Power	250W	500W	750W	1000W
Input Voltage(V)	100-277VAC			
Input Frequency	50-60HZ			
Power Factor	≥ 0.95			
Driver Brands	Meanwell / Philips / Inventronics / Osram			
THD	10KV (can add 20KV)			
LED Chip Brands	Philips/CREE/Osram 3030*336pcs	Philips/CREE/Osram 3030*672pcs	Philips/CREE/Osram 3030*1008pcs	Philips/CREE/Osram 3030*1334pcs
Color Temperature	3000-6500K			
CRI	≥Ra80 (Ra90 can be customizable)			
Beam Angles	30° / 60° / 90°			
Optional Accessories	Spill cover, anti-collision net, sight, lightning protection device can be customizable.			
Lamp Body Materials	ADC12 aluminum alloy			
Lamp Shell Materials	PC + Tempered Glass			
IP Grade	Ip65			
IK Grade	Ik08			
Light Efficiency	150lm/W±10%			
Net Weight	8.80kgs	13.50kgs	19.50kgs	24.00kgs
Gross Weight	10.50kgs	15.80kgs	22.50kgs	27.50kgs
Lamp Size	435*315*155mm	435*495*155mm	435*675*155mm	435*855*155mm
Package Size	49.5*44*23cm/1pc	49.5*62*23cm/1pc	49.5*80*23cm/1pc	49.5*98*23cm/1pc

Dimension 250W

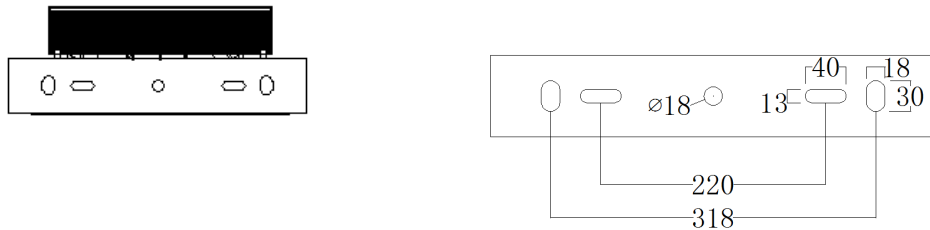
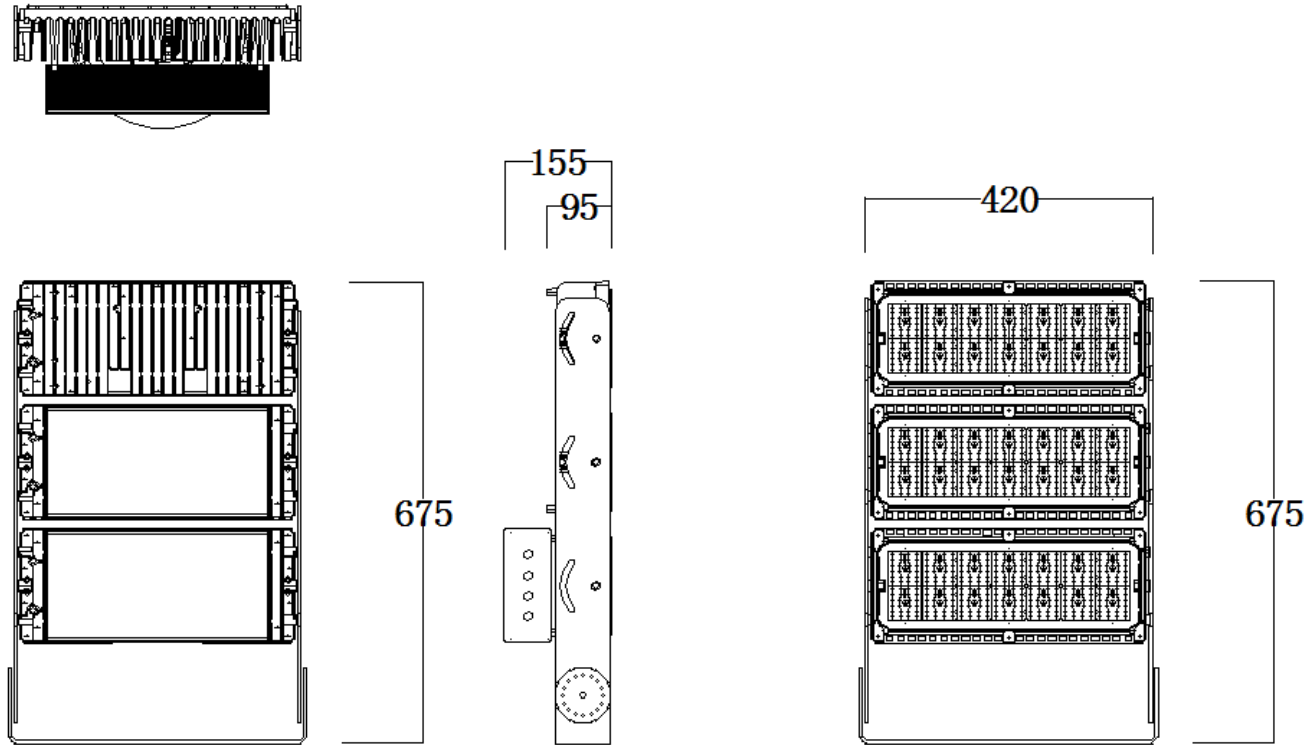


Dimension 500W

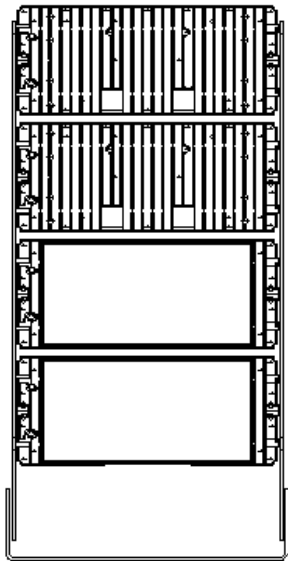


Dimension

750W

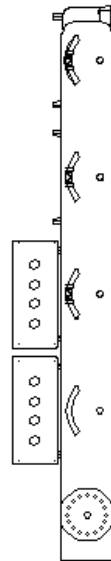


Dimension 1000W




855

155
95



420



855

